

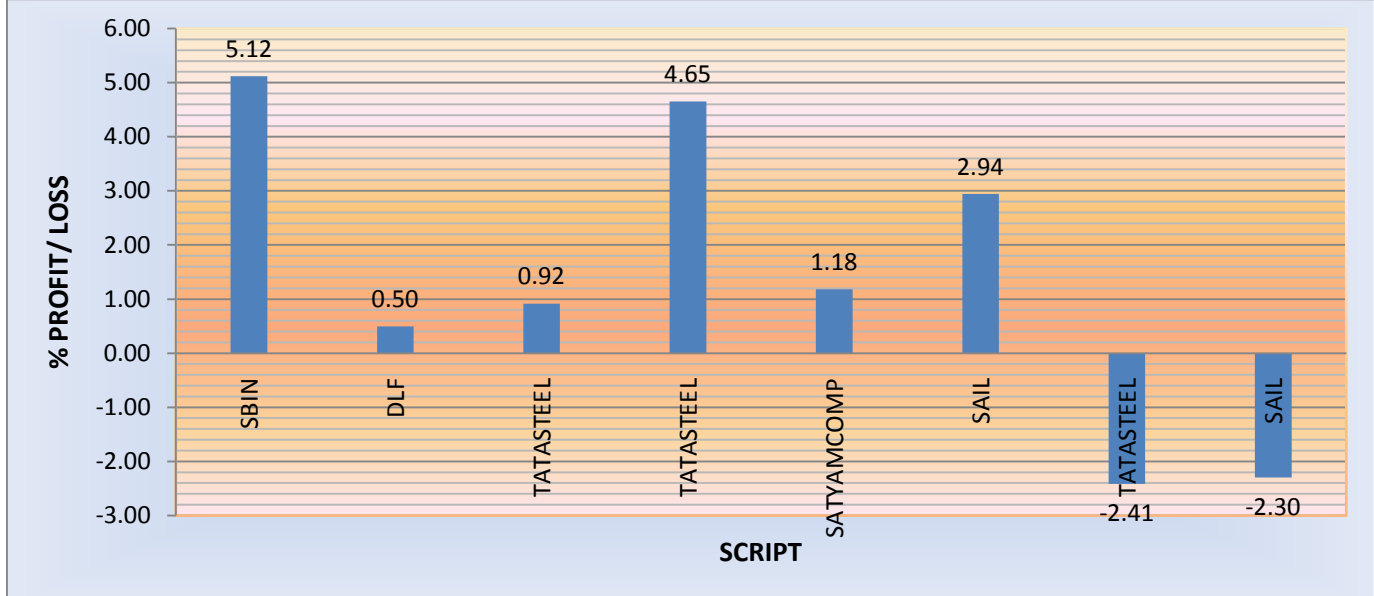
JV CAPITAL SERVICES PVT. LTD

www.sharetrading.in

Contact No. 91-11-41654880,4861

TRADING RECOMMENDATIONS - JULY 2009

DATE	SCRIPT	ENTRY	BUY/SELL	TARGET	S/L	Trading/ closing	Profit/ loss(Rs)	% Profit/ loss
30/07/2009	SBIN	BUY	1,660.00	1,745.00	1,632.00	1,745.00	85.00	5.12
03/07/2009	DLF	BUY	402.00	415.00	392.00	404.00	2.00	0.50
09/07/2009	TATASTEEL	BUY	436.00	455.00	430.25	440.00	4.00	0.92
30/07/2009	TATASTEEL	BUY	430.00	450.00	410.00	450.00	20.00	4.65
30/07/2009	SATYAMCOMP	BUY	101.80	105.00	98.70	103.00	1.20	1.18
30/07/2009	SAIL	BUY	170.00	175.00	166.00	175.00	5.00	2.94
31/07/2009	TATASTEEL	BUY	456.00	477.00	445.00	445.00	-11.00	-2.41
31/07/2009	SAIL	BUY	174.00	181.00	170.00	170.00	-4.00	-2.30



Total No. Of Calls 8

Successful 6

Strike Rate 75%

The trading and investment calls are given based on fundamentals, technicals, newsflow and market information. They are given during the day and sent to clients. Stop losses are advised and active clients are given exit advice as well as fresh stop losses when the stocks are rising. Trading calls suit medium to slightly higher risk investors or traders. regular updates are given by sms and phone to clients and subscribers.

Investment calls are at times given as accumulate or to buy more on dips and have a longer investment time frame normally. These recommendations are also updated and the reasons for buying the stocks can be discussed with your relationship / trading executive. Trailing stop losses are also used for investment calls to lock in profits and protect against any downside.

Our Nifty calls are displayed separately on our website for information

TRADING RECOMMENDATIONS - AUGUST 2009

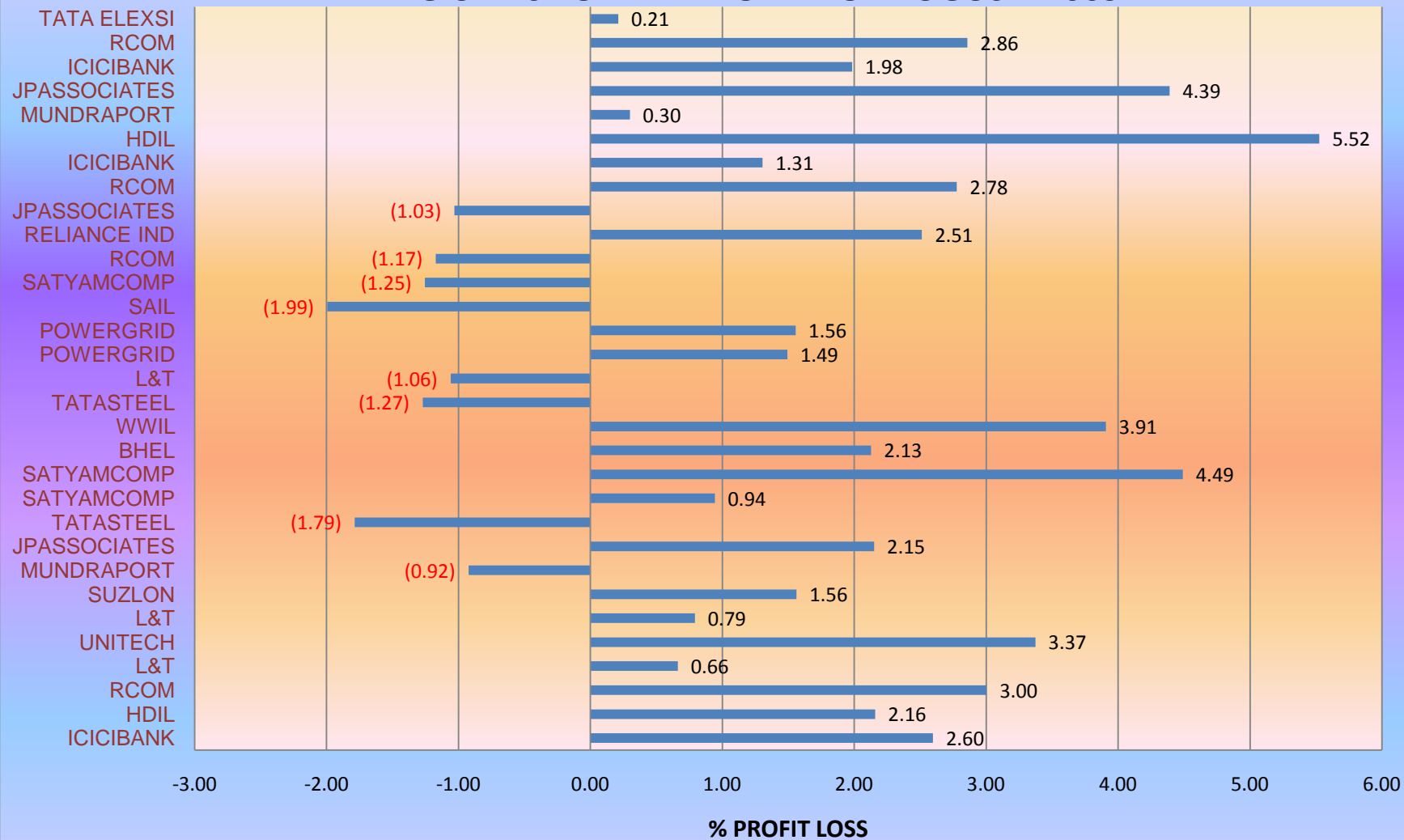
DATE	SCRIPT	ENTRY	BUY/ SELL	TARGET	STOP/ LOSS	Tr. Or closing	Profit/ loss	%Profit/ loss
03/08/2009	ICICIBANK	BUY	770.10	793.00	747.00	790.10	20.00	2.60
03/08/2009	HDIL	BUY	278.00	292.00	268.00	284.00	6.00	2.16
03/08/2009	RCOM	BUY	283.00	291.50	274.00	291.50	8.50	3.00
03/08/2009	L&T	BUY	1,510.00	1,560.00	1,492.00	1,520.00	10.00	0.66
03/08/2009	UNITECH	BUY	91.90	95.00	90.00	95.00	3.10	3.37
04/08/2009	L&T	BUY	1,515.00	1,578.00	1,488.00	1,527.00	12.00	0.79
04/08/2009	SUZLON	BUY	96.00	104.00	93.10	97.50	1.50	1.56
04/08/2009	MUNDRAPORT	BUY	606.00	636.00	595.00	600.40	-5.60	-0.92
04/08/2009	JPASSOCIATES	BUY	239.50	264.50	232.30	244.65	5.15	2.15
04/08/2009	TATASTEEL	BUY	484.00	498.50	469.50	475.35	-8.65	-1.79
04/08/2009	SATYAMCOMP	BUY	106.00	115.00	102.00	107.00	1.00	0.94
05/08/2009	SATYAMCOMP	BUY	108.00	116.00	106.00	112.85	4.85	4.49
05/08/2009	BHEL	SELL	2,350.00	2,300.00	2,360.00	2,300.00	50.00	2.13
06/08/2009	WWIL	BUY	21.75	24.00	20.00	22.60	0.85	3.91
06/08/2009	TATASTEEL	BUY	472.00	496.00	466.00	466.00	-6.00	-1.27
06/08/2009	L&T	BUY	1,511.00	118.00	1,495.00	1,495.00	-16.00	-1.06
06/08/2009	POWERGRID	BUY	113.90	118.00	110.00	115.60	1.70	1.49
07/08/2009	POWERGRID	BUY	112.50	116.00	110.00	114.25	1.75	1.56
10/08/2009	SAIL	BUY	168.00	174.00	162.00	164.65	-3.35	-1.99
10/08/2009	SATYAMCOMP	BUY	103.60	109.00	100.00	102.30	-1.30	-1.25
10/08/2009	RCOM	BUY	256.00	274.00	251.00	253.00	-3.00	-1.17
11/08/2009	RELIANCE IND	BUY	1,990.00	2,040.00	1,972.00	2,040.00	50.00	2.51
11/08/2009	JPASSOCIATES	BUY	165.00	174.00	161.00	163.30	-1.70	-1.03
11/08/2009	RCOM	BUY	252.00	259.00	244.00	259.00	7.00	2.78
12/08/2009	ICICIBANK	BUY	701.00	680.00	724.00	710.15	9.15	1.31
13/08/2009	HDIL	BUY	286.00	306.00	270.00	301.80	15.80	5.52
13/08/2009	MUNDRAPORT	BUY	552.00	574.00	540.00	553.65	1.65	0.30
18/08/2009	JPASSOCIATES	BUY	205.00	214.00	200.00	214.00	9.00	4.39
18/08/2009	ICICIBANK	BUY	706.00	736.00	685.00	720.00	14.00	1.98
18/08/2009	RCOM	BUY	245.00	252.00	237.60	252.00	7.00	2.86
21/08/2009	TATA ELEXSI	SELL	166.00	173.00	155.00	165.65	0.35	0.21

The trading and investment calls are given based on fundamentals, technicals, newsflow and market information. They are given during the day and sent to clients. Stop losses are advised and active clients are given exit advice as well as fresh stop losses when the stocks are rising. Trading calls suit medium to slightly higher risk investors or traders. regular updates are given by sms and phone to clients and subscribers.

Investment calls are at times given as accumulate or to buy more on dips and have a longer investment time frame normally. These recommendations are also updated and the reasons for buying the stocks can be discussed with your relationship / trading executive. Trailing stop losses are also used for investment calls to lock in profits and protect against any downside.

Our Nifty calls are displayed separately on our website for information

TRADING CALLS FOR THE MONTH OF AUGUST 2009

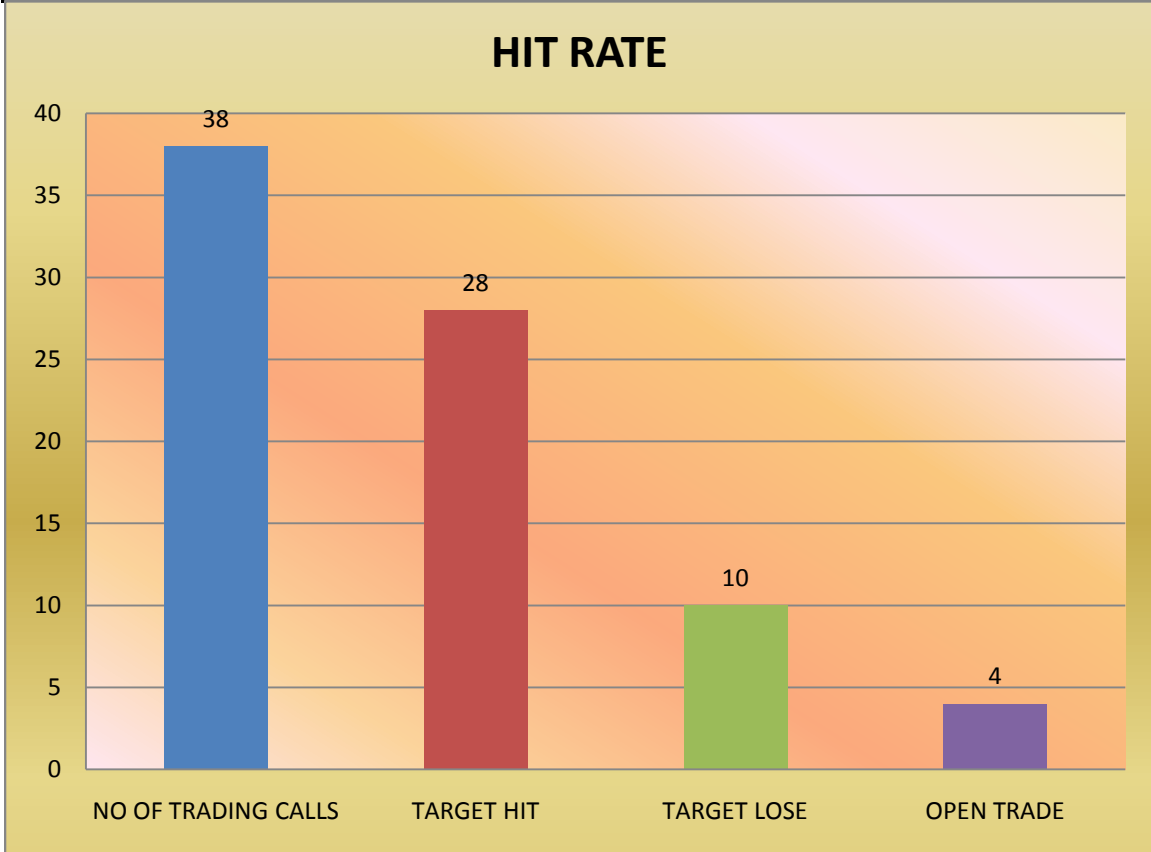


Total No. Of Calls 30

Successful 22

Strike Rate 73%

HIT RATE OF TRADING CALLS FOR THE MONTH OF JULY, AUGUST AND SEPTEMBER 2009



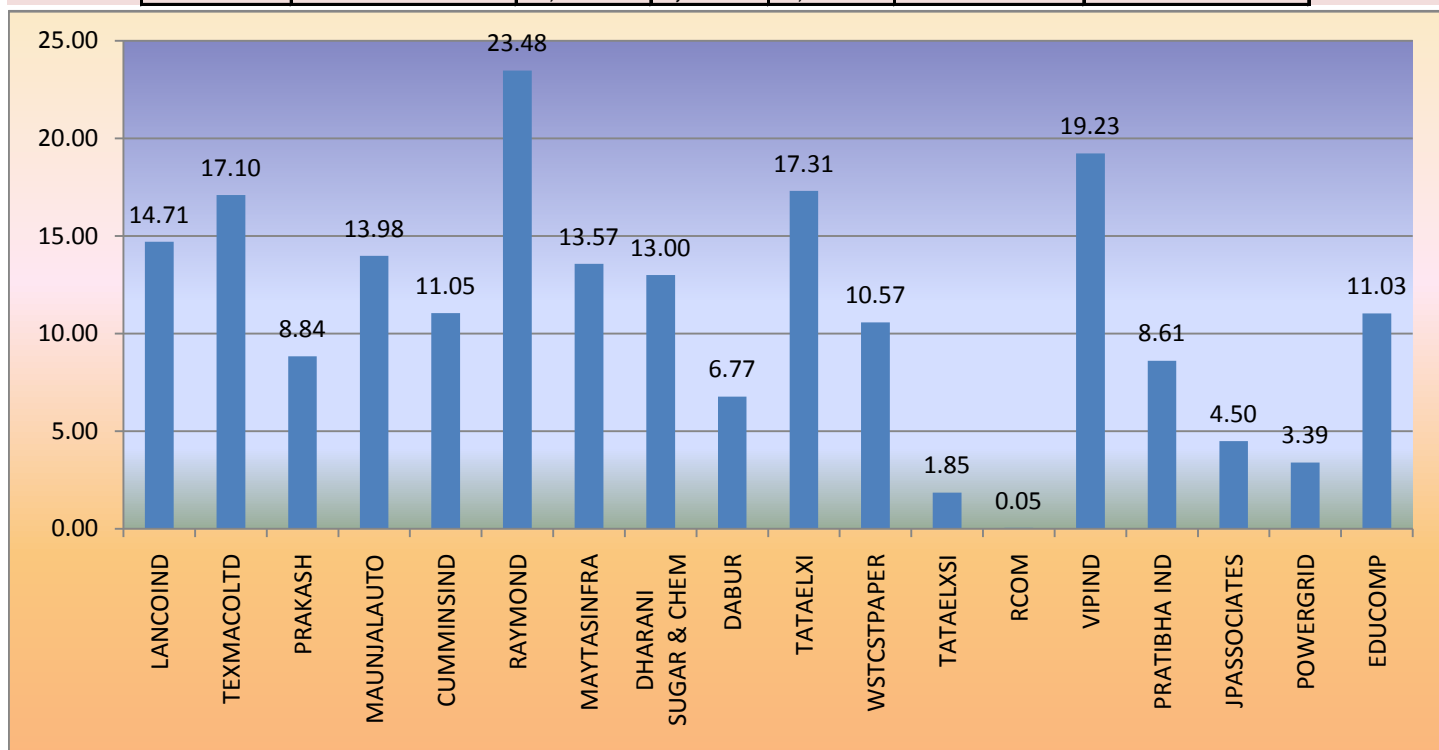
Total No. of Trading Calls 38

Successful 28

% Hit Rate 74%

INVESTMENT RECOMMENDATIONS - SEPTEMBER 2009

DATE	SCRIPTS	BUY RATE	TARGET	HIGH HIT	%TARGET HIT	%HIGH HIT GAIN
01/09/2009	LANCOIND	43.50	51.00	51.00	17.24	14.71
01/09/2009	TEXMACOLTD	112.75	125.00	136.00	10.86	17.10
01/09/2009	PRAKASH	149.50	156.00	164.00	4.35	8.84
01/09/2009	MAUNJALAUTO	71.40	76.00	83.00	6.44	13.98
02/09/2009	CUMMINSIND	338.00	353.00	380.00	4.44	11.05
02/09/2009	RAYMOND	176.00	184.00	230.00	4.55	23.48
02/09/2009	MAYTASINFRA	121.00	124.00	140.00	2.48	13.57
02/09/2009	DHARANI SUGAR & CHEM	69.60	73.00	80.00	4.89	13.00
03/09/2009	DABUR	134.25	140.00	144.00	4.28	6.77
03/09/2009	TATAELXI	161.25	167.00	195.00	3.57	17.31
03/09/2009	WSTCSTPAPER	62.60	65.00	70.00	3.83	10.57
04/09/2009	TATAELXSI	161.65	167.00	164.70	3.31	1.85
04/09/2009	RCOM	292.00	306.00	305.00	292.05	0.05
04/09/2009	VIPIND	121.15	126.00	150.00	4.00	19.23
04/09/2009	PRATIBHA IND	210.20	218.00	230.00	3.71	8.61
07/09/2009	JPASSOCIATES	223.00	227.50	250.00	227.50	4.50
18/09/2009	POWERGRID	108.20	112.00	113.00	3.51	3.39
22/09/2009	EDUCOMP	4,220.00	4,450.00	4,743.00	5.45	11.03



Total No. Of Calls **18**

Successful **17**

Strike Rate **94%**

The trading and investment calls are given based on fundamentals, technicals, newsflow and market information. They are given during the day and sent to clients. Stop losses are advised and active clients are given exit advice as well as fresh stop losses when the stocks are rising. Trading calls suit medium to slightly higher risk investors or traders. regular updates are given by sms and phone to clients and subscribers.

Investment calls are at times given as accumulate or to buy more on dips and have a longer investment time frame normally. These recommendations are also updated and the reasons for buying the stocks can be discussed with your relationship / trading executive. Trailing stop losses are also used for investment calls to lock in profits and protect against any downside.

Our Nifty calls are displayed separately on our website for information